



CREATING E-PORTFOLIOS



Creating ePortfolios

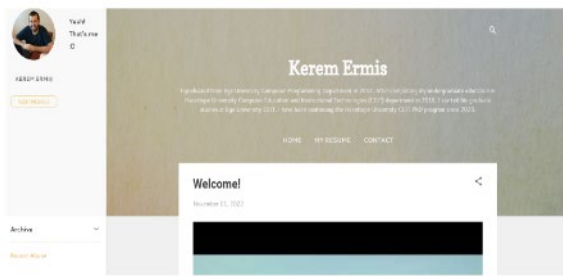
An ePortfolio is a digital collection of work (evidence) that demonstrates learning over time. It has the potential to demonstrate professional and personal growth, evidence-based practice, and to serve as a planning tool for future professional development needs and experiences. ePortfolios may include;

- electronic collection of work/homework
- essays, posters, photos, videos
- projects prepared for class or activities
- evidence of creativity and performance



There are two types of ePortfolios:

- *Showcase/Professional e-Portfolios*: Highlights of academic career in students (i.e. <https://sites.google.com/site/karenmweber0208/>)
- *Learning e-Portfolios*: Demonstrating the learning process as part of a course (i.e. <https://ictelifozge.blogspot.com/>)



Showcase e-Portfolio

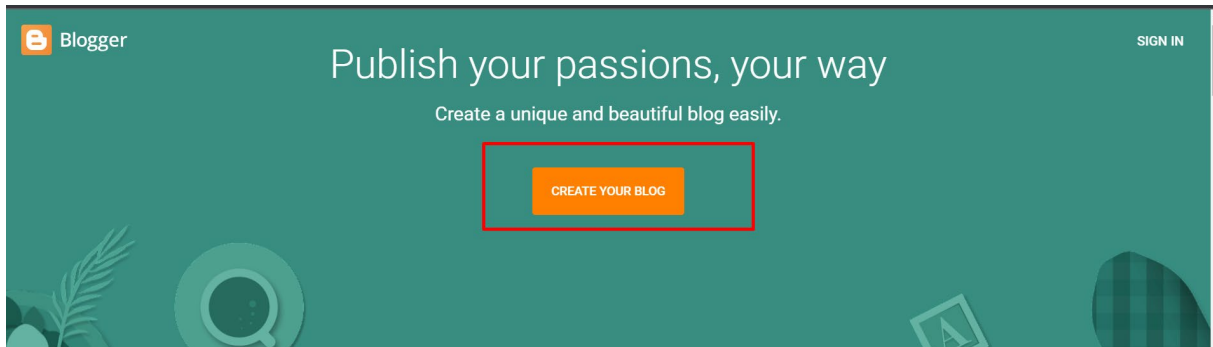


Learning e-Portfolio

According to Reece and Levy (2009), ePortfolios can capture and archive documentation of authentic learning experiences.

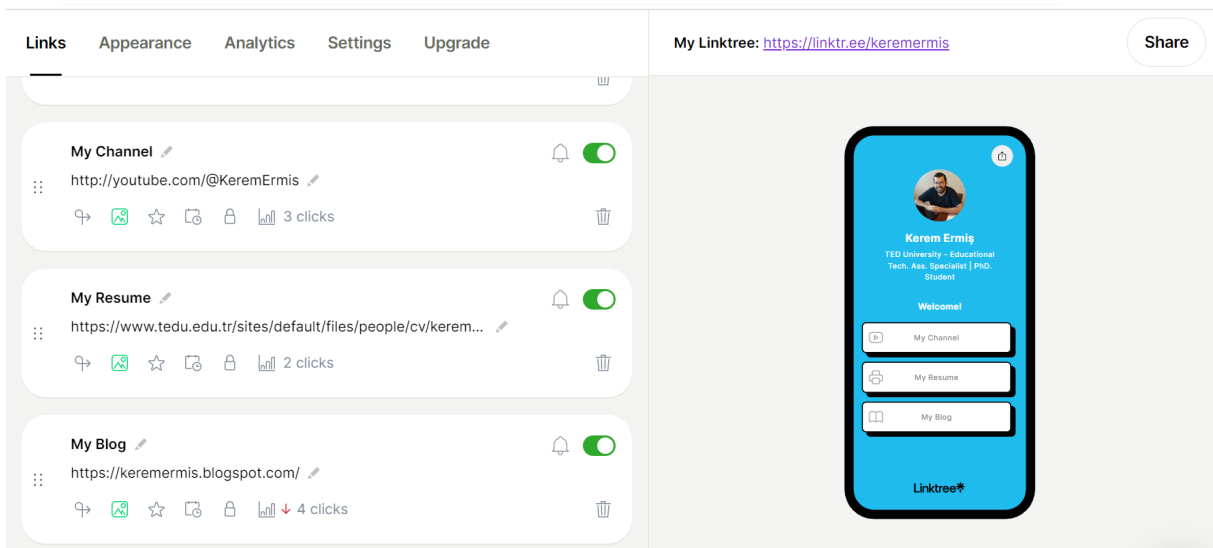
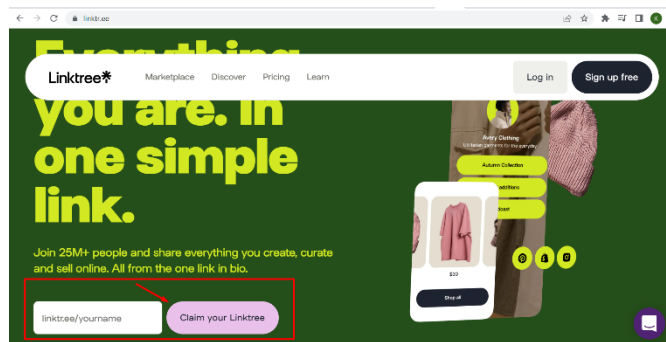


You can create an ePortfolio of your own on **blogger.com** or **linktr.ee**. You can setup your showcase or learning ePortfolios on blogger.com. and publish your work online.



Linktree (linktr.ee) is a web link hub in which all kind of websites and social media content can easily be attached.

You can use it as a showcase ePortfolio (i.e. <https://linktr.ee/keremermis>).





References

Reese, M., & Levy, R. (2009). Assessing the future: E-portfolio trends, uses, and options in higher education.

The What, Why, and How of ePortfolios

<https://www.clemson.edu/academics/programs/eportfolio/information.html>

What is an ePortfolio?

<https://elearning.uq.edu.au/guides/eportfolio/what-eportfolio>

Further Reading and Resources

- [What is an ePortfolio?](#)
- [How to make an ePortfolio: a guide for students & teachers](#)
- [ePortfolios Explained: Theory and Practice](#)